

## Midwest County Profile

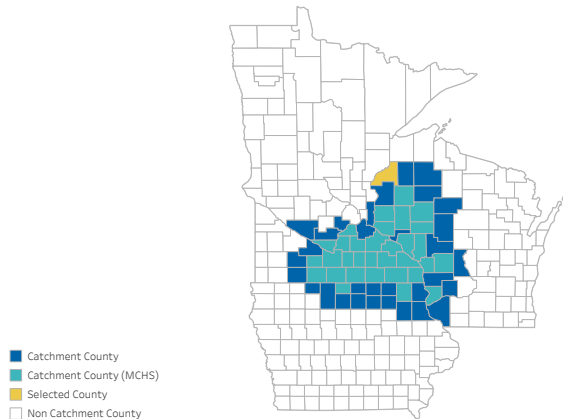
Selected County: Burnett County, WI



### Population by County

Select a county WI, Catchment County, Burnett

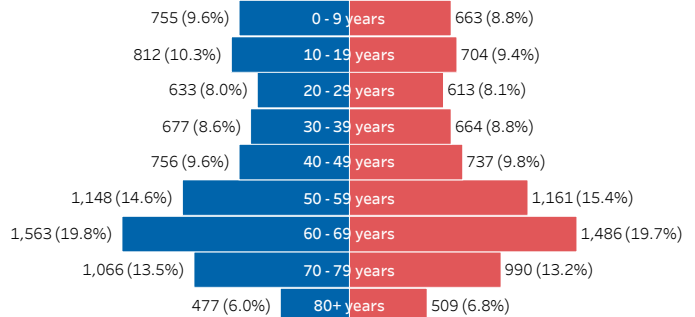
Burnett County Population Total: 15,414



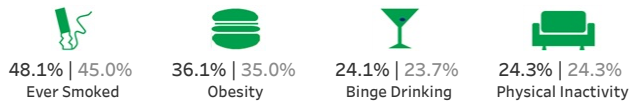
### Cancer Incidence & County Population Pyramid

State Cancer Yearly Avg	County Cancer Yearly Avg
34,173	136 (0.4%)

#### County Level US Census Age & Sex Breakdown



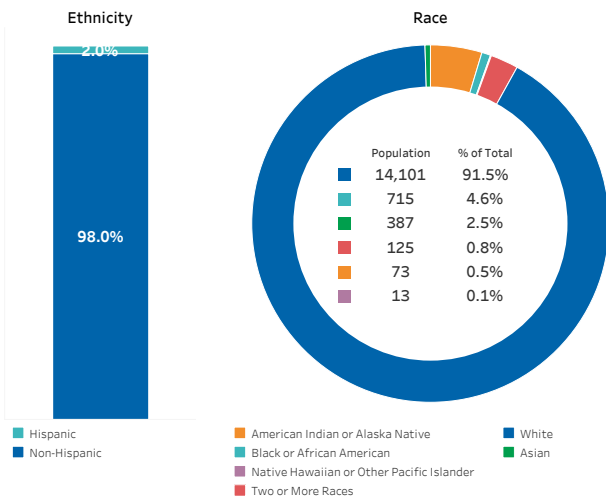
### Risk Factors (Burnett County | Wisconsin)



### Socioeconomic Factors (Burnett County | Wisconsin)



### US Census Demographics Breakdown



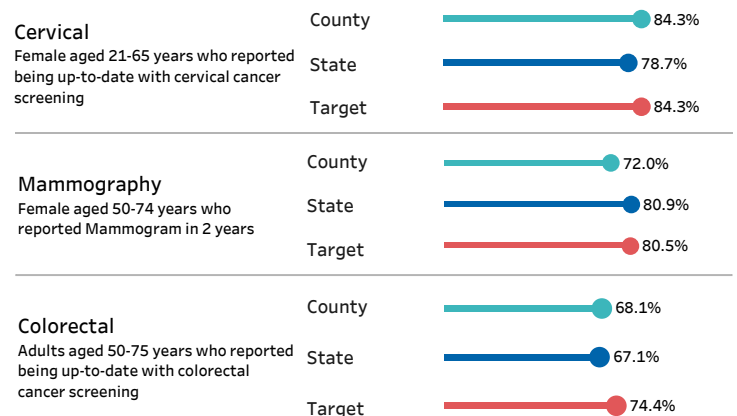
### Top 5 Cancer Age-Adjusted Incidence & Mortality per 100k

Cancer Type Cancer Incidence (5-Yr Avg) Mortality (5-Yr Avg)

### Cancer Metrics by Type of Cancer

Cancer Type	Cancer Incidence 5-Yr Age-Adjusted per 100k	Mortality 5-Yr Age-Adjusted per 100k
Breast	154.2	0.0
Prostate	99.5	0.0
Lung & Bronchus	73.9	47.8
Colon & Rectum	42.8	16.8
Uterus	38.3	0.0
Melanoma of the Skin	24.6	0.0
Bladder	23.2	0.0
Non-Hodgkin Lymphoma	18.1	0.0
Kidney & Renal Pelvis	17.2	0.0
Pancreas	14.3	17.5
Leukemia	13.9	0.0
Oral Cavity & Pharynx	13.1	0.0
Brain & ONS	0.0	0.0
Cervix	0.0	0.0
Esophagus	0.0	0.0
Liver & Bile Duct	0.0	0.0
Ovary	0.0	0.0
Stomach	0.0	0.0
Thyroid	0.0	0.0
Uncategorized	0.0	0.0

### Cancer Screening (Age-Adjusted Prevalence) \*



Data Sources: Incidence and Mortality from State Cancer Profiles (for FL, AZ, WI, IA, MN data from MN Dept. of Health), Risk Factors & Screening from CDC, SES from County Health Ranking, US Population data from census.gov  
 Cancer Incidence is a yearly average based on a 5-yr period from (2015-2019). Mortality is a yearly average based on a 5-yr period from (2016-2020)  
 \*Target information from Healthy People 2030 Preventive Cancer Care Objectives